

Taklimat Kriteria Kualiti Kursus MOOC UTeM

Oleh:
Prof. Dr. Sazilah Salam
Pengarah PSTP

Course Quality Criteria:

A. Learning Outcomes: begin with a verb (ex:identify-follow Bloom Taxonomy level) for CLO and LO

1
2

A vertical menu titled 'Course Setup' with a dropdown arrow. The menu items are: Setup Wizard, Outcomes (highlighted with a star icon), General, Appearance, Content, Groups, Community, Roles, Exports, and Advanced.

The screenshot shows the 'Outcomes' page in an LMS. The top navigation bar includes '21 Administrator Class of Semester 2, 2017/2018' and 'Your Progress'. The left sidebar contains navigation links: Home, Announcements, Course Overview, Lessons & Activities, Mid-Term, Individual Project, Groups, Gallery, Student Area, Acknowledgement, Universiti Teknikal Malaysia Melaka, Centre for Instructional Resources & Technology, Certification Status, Course Setup, and Administer Students. The main content area is titled 'Outcomes' and includes a YouTube video player, an information icon with text 'How to use learning outcomes in your course', and a section for 'Course Objective' with three bullet points. Below this is a section for 'Learning Outcomes' with a table of 'Outcomes Breakdown' and 'Outcome Tags'.

Outcomes Breakdown	Outcome Tags
At the end of Lesson 1, learners should be able to: Identify syllable, initials, finals, and tones in Mandarin.	# l1lo1
At the end of Lesson 2, learners should be able to: Identify the category of Chinese syllables.	# l2lo1
At the end of Lesson 2, learners should be able to: Identify the tone modification of a syllable in Mandarin.	# l2lo2
At the end of writing Lesson , learners should be able to: Identify the formation of Chinese characters.	# wlo1
At the end of writing Lesson , learners should be able to: Apply the rules of stroke order to write the Chinese characters correctly.	# wlo2

B. Modules: Lesson & Activities

1

Course Setup ▾

✎ Setup Wizard

★ Outcomes

✎ General

🖼 Appearance

2

👤 Content

👥 Groups

😊 Community

👤 Roles

📁 Exports

⚙️ Advanced

Home

Announcements

Course Overview

Lessons & Activities ▸

Mid-Term ▸

Individual Project ▸

Groups

Gallery

Student Area

Acknowledgement

Universiti Teknikal
Malaysia Melaka

Centre for
Instructional Resources
& Technology

● Certification Status

Course Setup ▸

Administer Students ▸

Assessment ▸

Course Content Editor 3

Help

Quick Guides

- Watch a short tutorial on how to use pages.
- View a step by step guide to designing course content & activities.
- Learn about widgets and how to use them.

Module sets are an advanced feature. Learn more about them here.

Create a new module set Create

Learning Activities Mid-Term Exam Individual Project Mid-Term

Getting Started Edit ✕

Introduction to Mandarin MOOC.

Course Overview Edit Page View Page Counts Towards Progress

Acknowledgement Edit Page View Page Counts Towards Progress

Survey on Learning Styles Edit Page View Page Counts Towards Progress

Guidelines for UTeM Students Only Edit Page View Page Counts Towards Progress

Guidelines for Public Learners Edit Page View Page Counts Towards Progress

Add a page Browse

Lesson 1: Chinese Phonetics Part 1 Edit ✕

Learning Outcomes

At the end of this lesson, you should be able to :

1) Identify syllable, initials, finals, and tones in Mandarin.

Lesson 1 Lesson Video: Chinese Pho... Edit Page View Page Counts Towards Progress

Lesson 1 Slides: Chinese Phonetics ... Edit Page View Page Counts Towards Progress

Lesson 1: Quiz 1 Edit Page View Page Counts Towards Progress

Lesson 1: Quiz 2 Edit Page View Page Counts Towards Progress







Lesson 1: Quiz 3 Edit Page View Page Counts Towards Progress

Lesson 1: Forum Edit Page View Page Counts Towards Progress

C. Content and Resources

Lesson 4: Chinese Characters Part 2 Edit

Learning Outcomes:
At the end of this lesson, you should be able to :
apply the rules of stroke order to write the Chinese character correctly.


<p>Lesson 4 Lecture Video: Chinese Cha... x</p>  <p><a>Edit Page <a>View Page</p> <p><input checked="" type="checkbox"/> Counts Towards Progress</p>	<p>Lesson 4 Slides: Chinese Characters... x</p>  <p><a>Edit Page <a>View Page</p> <p><input type="checkbox"/> Counts Towards Progress</p>	<p>Lesson 4 Lecture Video: Eight Basic... x</p>  <p><a>Edit Page <a>View Page</p> <p><input checked="" type="checkbox"/> Counts Towards Progress</p>
<p>Lesson 4 Lecture Video: Variation o... x</p>  <p><a>Edit Page <a>View Page</p> <p><input checked="" type="checkbox"/> Counts Towards Progress</p>	<p>Lesson 4 Quiz: Basic & Variation of... x</p>  <p><a>Edit Page <a>View Page</p> <p><input checked="" type="checkbox"/> Counts Towards Progress</p>	<p>Lesson 4: Forum x</p>  <p><a>Edit Page <a>View Page</p> <p><input checked="" type="checkbox"/> Counts Towards Progress</p>

FORUM Lesson 4: Forum ✓

The total number of Chinese characters is extremely large, estimated at over 50,000. However, only 5,000-8,000 characters are commonly used, and only more than 3,000 characters are in daily use. Choose some Chinese characters which are related to the topics in this course, e.g. 我, 你, 他, 早, 午, 晚, and write them on a piece of paper. Upload a video that shows how you write the characters by following the correct stroke order.


No tags yet

2

 Sazilah Salam - about 2 hours ago 63 people like this Like Subscribed History Sub-Pages


Comments Collapse All Sorted by: New Threads

Write a comment...

 Siti Aisyah binti Kifflee - about 13 hours ago
done


Download WhatsApp Video 2018-05-01 at 23.30.22.mp4 (3.57 MB)

3

 Meor Muhammad Danial b Mohd Nizam - about 13 hours ago
done


Download WhatsApp Video 2018-05-01 at 22.59.08.mp4 (3.75 MB)

Reply Like Share

 MUHAMMAD ANIS BIN ABDUL AZIZ - about 14 hours ago
done

Download VID-20180427-WA00281.mp4 (3.13 MB)

Reply MUHAMMAD ANIS BIN ABDUL AZIZ likes this Like Share

 MUHAMMAD AIMAN BIN ZAINAL ABIDIN - about 16 hours ago
done

Download video_2018-05-01_20-23-53.mp4 (657 KB)

Reply Like Share

D. Learning Activities: Quiz & Forum

Lesson 1: Chinese Phonetics Part 1 Edit

Learning Outcomes

At the end of this lesson, you should be able to :

1) Identify syllable, initials, finals, and tones in Mandarin.

Lesson 1 Lesson Video: Chinese Pho... Edit Page View Page
 Counts Towards Progress

Lesson 1 Slides: Chinese Phonetics ... Edit Page View Page
 Counts Towards Progress

1 Quiz 1 Edit Page View Page
 Counts Towards Progress

Lesson 1: Quiz 2 Edit Page View Page
 Counts Towards Progress

Lesson 1: Quiz 3 Edit Page View Page
 Counts Towards Progress

2 FORUM Edit Page View Page
 Counts Towards Progress

FORUM Lesson 7: Forum ✓

3 请(qǐng) is a word that people use in almost every day conversation. It is used in all polite requests like the common polite word 'please' in English. Try to construct a few more phrases related to 请 and identify the differences between the sentence structure in Mandarin and English.

No tags yet

Sazilah Salam - about 2 hours ago 54 people like this Like Subscribed History Sub-Pages

Comments Collapse All Sorted by: New Threads

Write a comment...

Siti Aisyah binti Kifflee · about 13 hours ago

请不要吸烟
Qǐng bùyào xīyān

Student to connect concept

qing bu you xi yan

Meor Muhammad Danial b Mohd Nizam · about 13 hours ago

please eat
请吃
Qǐng chī

please sit down
请坐下
qǐng zuò xià

please take it
请拿它
qǐng ná tā

Meor Muhammad Danial b Mohd Nizam · about 13 hours ago Reply Like Share

..continue: Reflect on student learning

Course Content Editor

Help

Quick Guides

- Watch a short tutorial on how to use pages.
- View a step by step guide to designing course content & activities.
- Learn about widgets and how to use them.

Module sets are an advanced feature. Learn more about them here.

Create a new module set **1** Create

Learning Activities Mid-Term Exam Individual Project Mid-Term

Individual Project Edit Close

For Project, you have to prepare an image of your handwritten Essay & a video of your Speech Presentation. Please follow the instructions given.

Individual Project Presentation Sem... Edit Page View Page

Individual Project - Semester 2 201... Edit Page View Page **2**

Counts Towards Progress

Counts Towards Progress

Browse

Add a page

Individual Project for Mandarin 1 Semester 2 2017/2018

Deadline of the submission for this project is **29 April 2018** (Week 12).

In this project, each student is required to submit a hand-written essay and a video.

1. ESSAY WRITING

Your essay **MUST** be written in your own handwriting. Write your essay on a piece of paper. Snap your essay image and post it with the video link.

The following are the requirement of the essay writing project:

1) You need to write a short essay to introduce yourself and share your Mandarin learning experiences with at least 100 Chinese characters.

2) The content of your short essay **MUST** include the following details:

i) Name

ii) Age and Date of Birth

iii) Hometown

iv) Current status

(example 1: Institution attached with/programme enrolled/year of study)

Or

(example 2: occupation/ years of working experiences/ current work place)

v) Family background (How many family members do you have? Who they are?)

vi) Preferences (What is your favorite color, food, drinks or leisure activity?)

vii) Other information such as your Mandarin learning experience via MOOC.

3) The essay **MUST** be written in Chinese characters. The translation of the text in either Malay or English is needed. Neat and legible clear hand writing will be considered when awarding marks.

Example:

我叫阿美娜。

I am Aminah.

4) Marks will be given based on grammar, writing and the content of the essay.

3

..continue: Reflect on student learning



Sazilah Salam ★ · 5 days ago

For Example:

I have submitted my individual project.

Name:XXX

Programme: BXXX

Matric no: B0XXX

Video link: https://www.youtube.com/watch?v=vgFl_GIABcE

大家好,我的名字是 Ain Sharmila Izzaty binti Hamizam。我今年二十一岁。我在一九九七年三月三十一日出生。我来自森美兰州。我是一名大学生。我是在马六甲技术大学念书的。我是大学二年级的学生。我在大学念机械工程。我的家有五口人。他们是我的爸爸 Hamizam, 妈妈 Melati, 姐姐 Lorina, 弟弟 Hamirul 和我。我喜欢吃的食物是鸡饭和喝咖啡。我喜欢的颜色是黑色。空闲时,我喜欢玩游戏。通过 mooc 学习之后,我能更好地明白华文,再见。

Hello everyone, my name is Ain Sharmila Izzaty binti Hamizam. I am 21 years old. I was born on 31st March 1997. I am from Negeri Sembilan. I am a university student. I am studying at University Technical Malaysia Malacca (UTeM). I am a second year university student. I study mechanical engineering. I have five family members. They are my father Hamizam, mother Melati, sister Lorina, little brother Hamirul and me. The food that I like to eat is chicken rice and coffee. The colour that I like is black. During free time, I like to play games. After studying from MOOC Mandarin, I can understand Mandarin better.

1

Matric : B071710446

Programme :Bete 1/2

Video link: <https://youtu.be/WEo16vrThOE>

我的名字叫 sivapragas A/L Anumugam
我在1996年5月14日出生,今年22岁。我来自雪兰莪,
就读马六甲大学,拿电子课系。我有三个兄弟及姐妹,
蓝色是我最喜欢的颜色。我最喜欢吃炒饭和汽水。
我感觉很高兴在的学语通过 MOOC

My name is sivapragas A/L Anumugam. I was born in 14 May 1996 and I was 22 years old. My hometown is Kuala Selangor. I am studying in university Teknikal Malaysia Malacca. I was doing degree and the programme I taking is electronic industry. I have three siblings. My favourite colour is blue. My favourite food and drinks are nasi goreng and sarsi water. I feel easy and comfortable when learning Mandarin through MOOC.

2

E. Course Homepage

- Message to make student feel welcomed to the course
- Contains an ice-breaker

F. Course Look and Feel

- Page design – under PSTP
- Free from grammar errors

G. Course Promo Page

- Video promo - PSTP
- Course banner - PSTP